

# SKSLV3011MT

## BUILT-IN MICROWAVE SPEED OVEN, TRANSITIONAL DESIGN

**SKS** | SIGNATURE  
KITCHEN  
SUITE



### SPEED COOK

Get the hustle of a microwave with the quality you expect from a convection oven. Bake bread, whole chickens, potatoes, pizzas and more—no preheating required.

### LARGE CAPACITY INTERIOR

The spacious 1.7 cu. ft. microwave speed oven includes a 16" turntable, making it easy to fit large dishes—even a 9"x13" casserole dish.

### INNOVATIVE LCD TOUCH SCREEN

The full color 7" LCD touch screen is intuitive, sleek and contemporary, and it's even easy to clean.

### DESIGN FLEXIBILITY

Install the microwave speed oven in a wall cabinet or undercounter for easy access and space saving design. You also have the option of a sleek, flush installation or traditional depth.

### AUTO COOK

Let the Auto Cook functions take over when you need to defrost, reheat, melt and more. With over 50 options to choose from, you don't need to worry about cooking times and power levels.

### AIR FRY

Air Fry crunchy favorites like hors d'oeuvres, wings, fries and more while saving counter space. High temperatures and the convection fan work together to deliver the flavor and crunch you crave with little to no oil.

### WI-FI ENABLED FOR SMART CONTROL

The innovative wi-fi feature, powered by ThinQ® Technology, lets you cook and monitor from anywhere.

### Innovation

Wi-Fi Enabled for ThinQ® Control with iPhone / Android App	Yes
Remote Operations	Yes

### Oven Features & Performance

Oven Type	Microwave/ Convection/ Speed
Capacity	1.7 cu. ft.
Cooking Modes	
Microwave, Defrost, Popcorn, Warm, Proof, Auto Cook, Soften/Melt, Sensor Cook, Speed Cook, Broil, Convection Bake, Air Fry	
Interior	Stainless
Power Output	
Microwave	975 W
Convection	1,600 W
Broil	1,300 W
Bake	375 W
Air Fry	1,650 W
Defrost Options	Meat, Poultry, Fish, Bread
Sensor Cook Options	
Beverage, Casserole, Chicken, Pasta, Pizza, Plate of Food, Rice, Soup, Vegetable	
Auto Cook Options	
Bacon, Bagels, Baked Potatoes, Brownie, Cod Fillets, Corn Dog, Fresh Vegetable, Frozen Chicken Wings, Frozen Fries, Frozen Chicken Nuggets, Frozen Pizza, Frozen Soft Pretzels, Frozen Vegetable, Garlic Bread, Hamburger, Lamb Chops, Meat Loaf, Nachos, Oatmeal, Pork Chops, Quinoa, Ribeye Steak, Rice, Salmon Steak, Sausage, Sirloin Steak, Tenderloin, Vegetable-Canned	
Soften Options	Butter, Cream Cheese, Frosting, Ice Cream
Melt Options	Butter, Caramel, Cheese, Chocolate, Marshmallow
Interior Oven Light (Auto & Manual)	1 Halogen

# SKSLV3011MT

## BUILT-IN MICROWAVE SPEED OVEN, TRANSITIONAL DESIGN

**SKS** | SIGNATURE  
KITCHEN  
SUITE

### Style

Color	Satin Stainless Steel
Handle Design	Transitional

### Controls

Oven	LCD Touch Screen
Display	7 Inch LCD
Electronic Clock & Timer	Yes
Control Lock Function	Yes
Delay Start Time	Yes
Audible Preheat Signal	Yes
Cooking Complete Reminder	Yes
Temperature Display (F or C)	Yes
Language Options	English, Spanish

### Technical Specs

Rating (120V)	Max. 1.9kW / Saturation 1.65kW
Required Power Supply	120V, 60 Hz, Max 16 Amp / Saturation 14 Amp
Plug Type	3-Prong
Power Cord Length (inches)	48 7/16

### Dimensions and Weight

Overall Width (inches)	29 3/4
Overall Depth Including Door (inches)	23 3/16
Overall Depth Including Handle (inches)	25 7/16
Overall Depth with Door Open (inches)	35 7/8
Overall Height (inches)	20 1/8
Net Weight (approx.)	78.7 lbs
Shipping Weight (approx.)	102.8

### Accessories

#### Included Accessories

Air Fry pan, Metal Tray, Glass Tray, Rotate Ring, Microwave Rack

### Warranty Summary\*

Limited Warranty, Parts & Labor	3 Years
---------------------------------	---------

\*These warranties give you specific legal rights and you may have other rights that vary from state to state. For complete warranty details, refer to your Use & Care manual.

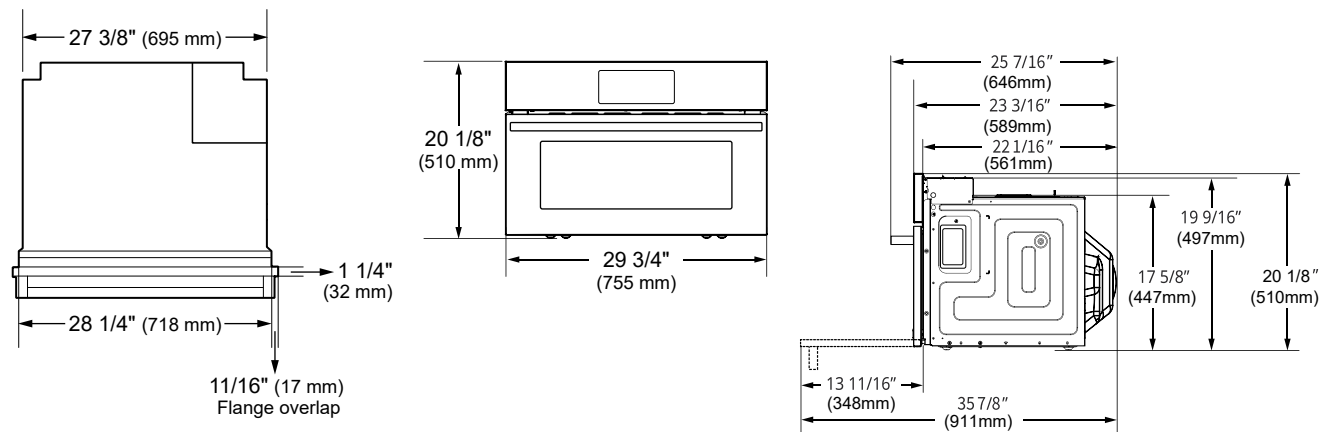
SKSLV3011MT

BUILT-IN MICROWAVE SPEED OVEN,  
TRANSITIONAL DESIGN

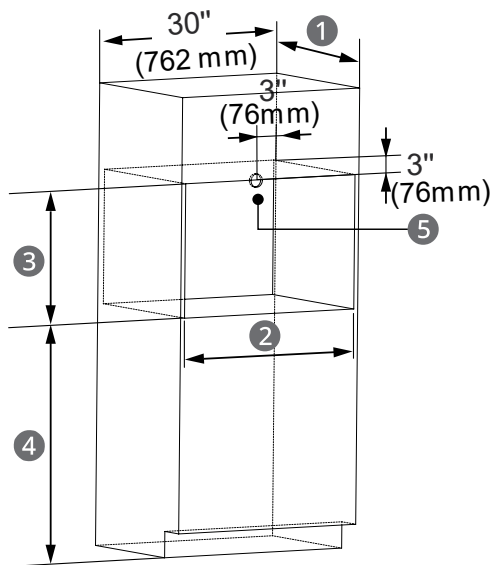
SKS

SIGNATURE  
KITCHEN  
SUITE

PRODUCT DIMENSIONS



CUTOUT DIMENSIONS (PROUD)



1	Cutout Depth	23 1/2" Min (597 mm)
2	Cutout Width	28 5/8" (727 mm)
3	Cutout Height	20" (508 mm)
4	Cutout location from floor	36 3/4" Min (934 mm) Recommended
5	Power cord hole	

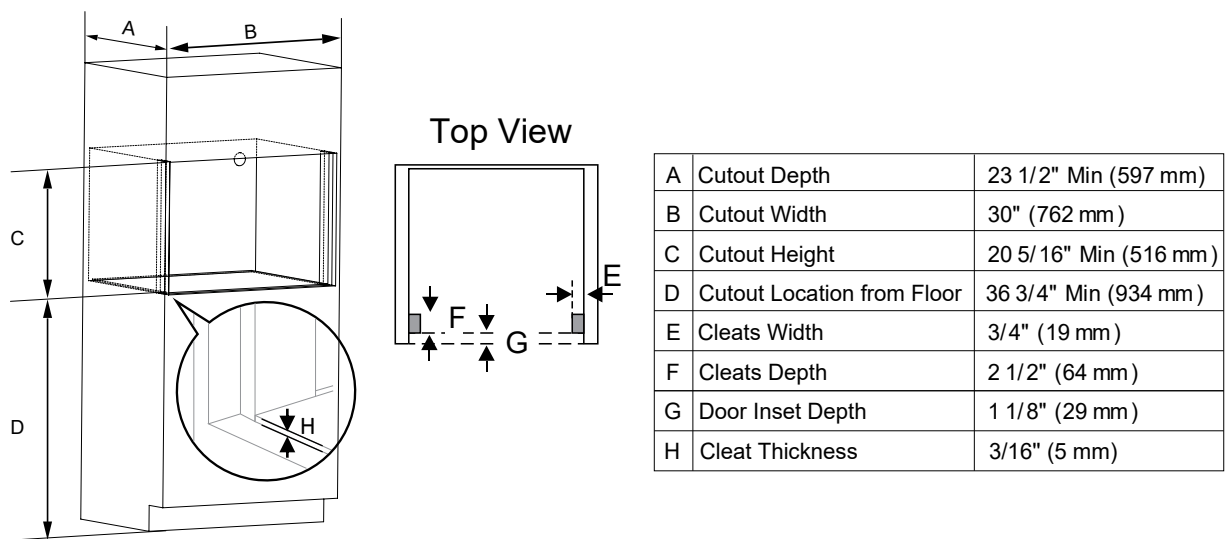
SKSLV3011MT

BUILT-IN MICROWAVE SPEED OVEN,  
TRANSITIONAL DESIGN

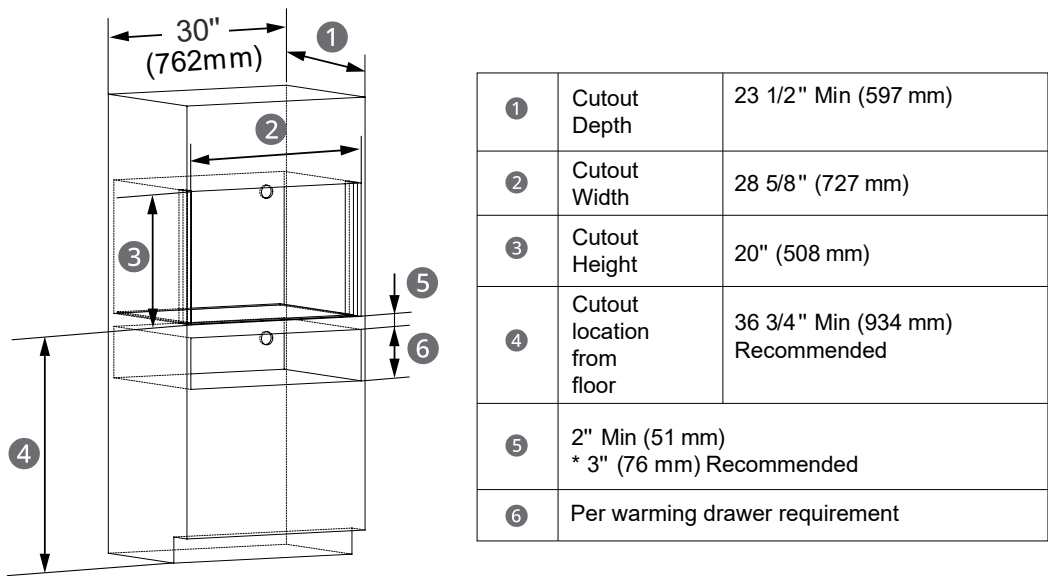
SKS

SIGNATURE  
KITCHEN  
SUITE

CUTOUT DIMENSIONS (FLUSH)



INSTALLATION OVER A WARMING DRAWER

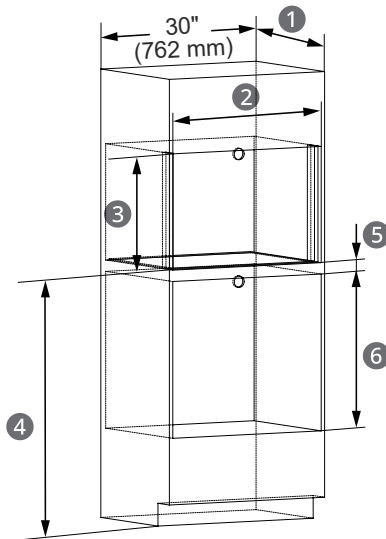


NOTE: Additional clearances between the cutouts may be required. Check to be sure the oven supports above the warming drawer location do not obstruct the required interior depth and height. See warming drawer's installation instructions for details.

# SKSLV3011MT

## BUILT-IN MICROWAVE SPEED OVEN, TRANSITIONAL DESIGN

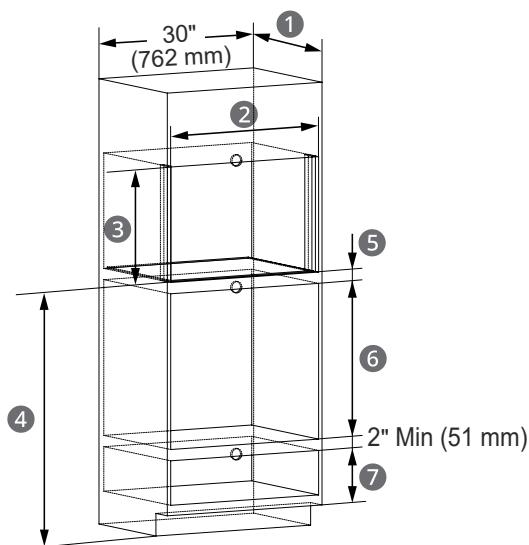
### INSTALLATION OVER A WALL OVEN



①	Cutout Depth	23 1/2" Min (597 mm)
②	Cutout Width	28 5/8" (727 mm)
③	Cutout Height	20" (508 mm)
④	Cutout location from floor	45 1/4" Min (1149 mm) Recommended
⑤	2" Min (51 mm) * 3" (76 mm) Recommended	
⑥	Per oven requirement	

NOTE: If you are replacing an electric double oven with the combined installation of a wall oven and a speed microwave oven, use the dimensions shown. The middle rail separating the two openings may need to be larger than the 2" minimum shown.

### INSTALLATION OVER A WALL OVEN AND WARMING DRAWER



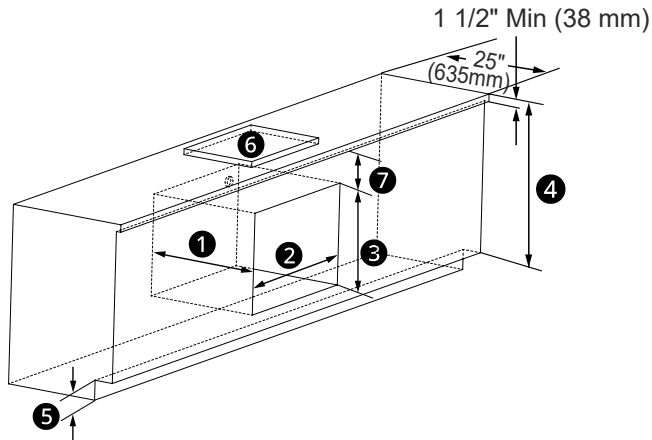
①	Cutout Depth	23 1/2" Min (597 mm)
②	Cutout Width	28 5/8" (727 mm)
③	Cutout Height	20" (508 mm)
④	Cutout location from floor	45 1/4" Min (1149 mm) Recommended
⑤	2" Min (51 mm) * 3" (76 mm) Recommended	
⑥	Per oven requirement	
⑦	Per warming drawer requirement	

NOTE: Additional clearances between the cutouts may be required. Check to be sure the oven supports above the warming drawer location do not obstruct the required interior depth and height. See warming drawer installation instructions for details.

# SKSLV3011MT

## BUILT-IN MICROWAVE SPEED OVEN, TRANSITIONAL DESIGN

### INSTALLATION UNDER A 30" OR 36" COOKTOP OR COUNTERTOP – CUTOUT DIMENSIONS (PROUD)

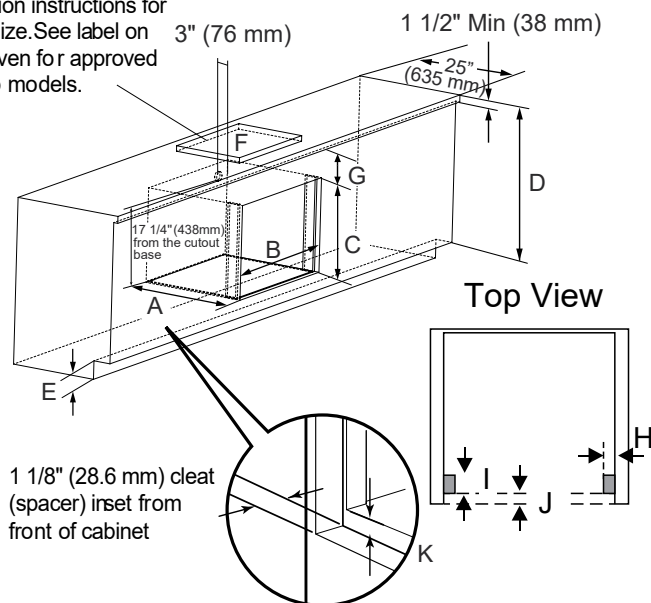


❶	Cutout Depth	23 1/2" Min (597 mm)
❷	Cutout Width	28 5/8" (727 mm)
❸	Cutout Height	20" (508 mm)
❹	Countertop Height	36" (914 mm)
❺	High Toe kick	4" (102 mm)
❻	Cooktop	
❼	Cooktop height including depth of electrical box on some models. Refer to cooktop installation instructions. No minimum clearance required between cooktop and oven.	

NOTE: Gas or electric cooktops may be installed over this oven. See cooktop installation instructions for the cutout size. This oven requires a separate, properly grounded 16-Amp, 120-Volt, 60Hz power supply. The cooktop requires a separate power supply. Use a 36" or wider base cabinet.

### INSTALLATION UNDER A 30" OR 36" COOKTOP OR COUNTERTOP – CUTOUT DIMENSIONS (FLUSH)

Gas or electric cooktops may be installed over this oven. See cooktop installation instructions for cutout size. See label on top of oven for approved cooktop models.



A	Cutout Depth	23 1/2" Min (597 mm)
B	Cutout Width	30" (762 mm)
C	Cutout Height	20 5/16" Min (516 mm)
D	Countertop Height	36" (914mm)
E	High Toe kick	4" (102 mm)
F	Cooktop	
G	Cooktop height including depth of electrical box on some models. Refer to cooktop installation instructions. No minimum clearance required between cooktop and oven.	
H	Cleats Width	3/4" (19 mm)
I	Cleats Depth	2 1/2" (64 mm)
J	Door Inset Depth	1 1/8" (29 mm)
K	Cleat thickness	3/16" (5 mm)

NOTE: Gas or electric cooktops may be installed over this oven. See cooktop installation instructions for the cutout size. This oven requires a separate, properly grounded 16-Amp, 120-Volt, 60Hz power supply. The cooktop requires a separate power supply. Use a 36" or wider base cabinet.